

QUARTERLY PHYSICAL REPORT OF OPERATION
As of 2020 September 30, 2020

BAR No. 1

Department: DEPARTMENT OF SOCIAL WELFARE AND DEVELOPMENT
Agency: PRESIDENTIAL COMMISSION FOR THE URBAN POOR
Organization Code: 20 009 00000000


Particulars	UACS CODE	Physical Targets					Total	Physical Accomplishments				Total	Variance as of September 30, 2020	Remarks
		1st Quarter	2nd Quarter	3rd Quarter	4th Quarter	7=(3+4+5+6)		1st Quarter	2nd Quarter	3rd Quarter	4th Quarter			
1	2	3	4	5	6	7=(3+4+5+6)	8	9	10	11	12=(8+9+10+11)	13	14	
Part A														
1. Operations														
OO : Access of the urban poor to asset reform, human development, basic services and other programs enhanced.														
URBAN POOR COORDINATION AND SUPPORT PROGRAM														
3101000000000000														
Outcome Indicators:														
1. Percentage of training participants rating the training as good or better														
		100%	100%	100%	100%	100%	100% (3,913 of 3,913)	100% (7,797 of 7,797)	100% (7,980 of 7,980)		100% (19,690 of 19,690)			
2. Percentage of Urban Poor Organizations well-informed of the urban poor related laws and government programs and services they may avail.														
		90%	90%	90%	90%	90%	100% (46 of 46)	100% (71 of 71)	100% (98 of 98)		100% (215 of 215)			
Output Indicators:														
1. Number of Capability Building/Training to Urban Poor Organizations conducted														
		104	164	162	61	491	72	90	189		351	(79)		
The Capability Building/Training to Urban Poor and Issuance of Certificate of Accreditation activities were suspended due to the														


QUARTERLY PHYSICAL REPORT OF OPERATION
As of 2020 September 30, 2020


BAR No. 1

Department: **DEPARTMENT OF SOCIAL WELFARE AND DEVELOPMENT**
Agency: **PRESIDENTIAL COMMISSION FOR THE URBAN POOR**
Organization Code: 20 009 0000000

Particulars	UACS CODE	Physical Targets						Physical Accomplishments					Variance as of September 30, 2020	Remarks
		1st Quarter	2nd Quarter	3rd Quarter	4th Quarter	Total	1st Quarter	2nd Quarter	3rd Quarter	4th Quarter	Total			
1	2	3	4	5	6	7=(3+4+5+6)	8	9	10	11	12=(8+9+10+11)	13	14	
2. Number of Urban Poor Organizations issued Certificate of Accreditation		52	93	78	51	274	46	71	98		215	(8)	Emergency Health Situation of the country brought about by COVID-19 pandemic. However, during the MECCA, Field Operations Divisions have resumed the conduct of Capability Building/Training to Urban Poor Organizations with the observance of minimum health standard protocol.	
3. Percentage of demolition and eviction activities reported to PCUP monitored.		90%	90%	90%	90%	90%	100% (121 cases with 5,370 families)	100% (51 cases with 2,215 families)	100% (82 cases with 5,468 families)		100% (254 cases with 13,053 families)			

Prepared By: 
Myrra S. Alirbovoguen
Planning Services Head/Planning Officer
Date: October 21, 2020

In coordination with: 
Vickly T. Cañafra
Financial Services Head/Budget Officer
Date: October 21, 2020

Approved By: 
Myrra S. Feliciano
Chairman/CEO
Date: October 21, 2020